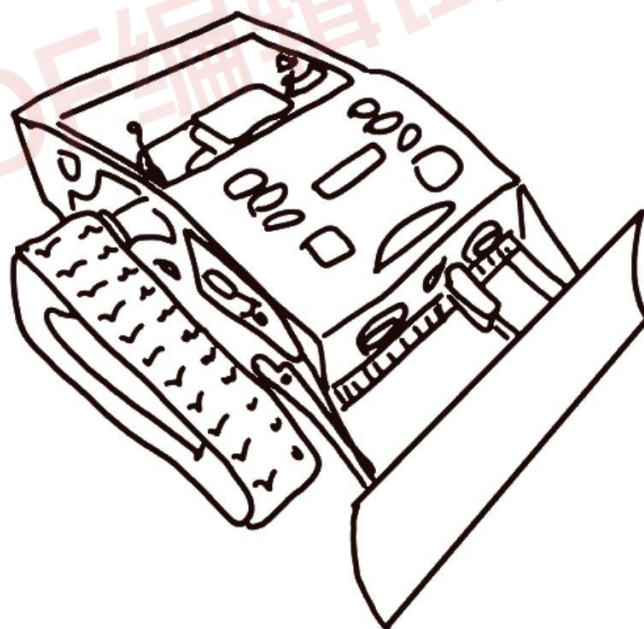



## Remote control engine mower Instruction manual



### Attention

- ◆Please read the instructions and read the instructions carefully.
- ◆Operation, maintenance, inspection, maintenance and adjustment of a remote control type self-contained engine mower Do not mow work.
- ◆The operation manual is a remote control engine mower, so that it can be referenced immediately after it has been read Please store near.

---

For safety, please confirm the following contents.

---

1. We do our first inspection before the operation, and especially important security parts will surely be improved.
2. If it deviates outside the workplace due to unintentional action, use it in places where the third party is concerned about harm Please come.
3. The prop (transmitter) prevents water from adhering, and prevents dust, dust and sand Like
4. Make sure you do not damage the surroundings by scattering of foreign material such as stones in the case of mowing
5. If you work on the shoulder, soft ground, steep slope, please be careful not to fall or fall down.
6. If you work on sloping ground, do not operate with steep, steep, steep stop.
7. Ensure that the protective cover is properly attached when driving or working.
8. In case of cleaning, checking, adjusting, and replenishing fuel, the engine is always stopped and the power supply is Like
9. In case of emergency, stop emergency stop switch.
10. If you work with others, please make sure to check the safety of the surroundings.

---




### Important notice

---

- Thank you very much for your company.
- This manual is concerned with the safety work of the remote control type self-propelled engine mower Basic operation, correct operation and inspection to use the remote control type self-contained engine mower It consists mainly of technical matters concerning maintenance.
- When running the remote control type engine running mower for the first time The instruction manual is carefully read and understood, and the training for safe and reliable use is done, and the work is Please start.
- Do not use for any purpose other than use. Not subject to product guarantee. In addition, a place for remodeling It is outside the object of the product guarantee.
- We do not observe the instructions of the instruction manual, do the remodeling, or operate and maintenance work No responsibility for any damage or failure arising without precaution or caution, which is usually required No.

- We cannot predict any situation regarding the risk of handling this product. Accordingly The description of the description and the notes that are displayed in the product do not assume all the dangers. Therefore, in the case where the operation of the product or the daily inspection is carried out, the matters to be described in the description of the operation manual and the notice which is displayed in the product Sufficient consideration is necessary for the prevention of the measures.
- When a situation occurs in a human / material accident or safety or an accident Please contact us.
- The performance, failure and durability of the product are the quality of its own design, the suitability of the materials, and the skill of manufacturing technology However, it is possible to overlook the daily handling and maintenance Yes. Please make sure to follow the instructions.
- This product assumes the use in Japan. Therefore, application and certification of safety standards abroad Not going. In cases where problems such as compensation due to an accident occur when a product is taken out of Japan Even if it is possible, we are exempt from any responsibility directly or indirectly.
- In order to avoid the occurrence of a disability, other than the original purpose of use and other than described in the above description Please stop driving and maintenance work.
- If this product is lent or transferred, please understand the contents of the instruction manual to the other party Please attach the following.
- The contents of this instruction manual may change without notice prior to the improvement of the product.
- The illustrations in the actual product and the handling manual may differ. Some illustrations also explain May be omitted to make it easy. Please understand beforehand.
- If you need further information, please contact us Please.

### Warning indication

Express	Importance
 <b>危険</b>	Human beings such as death or serious injury if you do not observe the notice
 <b>警告</b>	of this display An accident occurs. Human beings such as death or serious injury if you do not observe the notice of this display May lead to an accident.
 <b>注意</b>	If you do not observe the indication of this display, you will be seriously injured
<b>重要</b>	Death may occur. Includes important content to demonstrate product performance.

Each message is displaying how to avoid or mitigate what danger is, what happens, and damage.

---

## Attention to use

---

### ◆ Driver requirements

- ① Please dress well. If you have loose looseness, don't get caught in the rotating part. It's very dangerous. Please wear an appropriate protective material such as helmet, protective shoe, protective glasses.
- ② An unskilled person, such as a drunk, overwork, or a pregnant person, a child, an instruction manual or a warning label. Do not work for people who are not suitable for driving or working.
- ③ If medical equipment such as a cardiac pacemaker is installed, it is affected by a doctor beforehand. Please use this without confirmation.
- ④ Please confirm the tightening of each thread before work. In case of loosening, tighten up. Please.
- ⑤ Please make sure that the cover has no leak or fix pin. I have a problem. Please use this for improvement.
- ⑥ When fuel is supplied or refueling and replacement of lubricating oil, the engine is stopped, and the power supply is kept flat. Go on the ground. Fire like tobacco is strictly prohibited. Also, refueling to prevent electrostatic spark. Remove the static electricity of the body before touching the cap.
- ⑦ Please prepare the fire extinguisher so that it can respond quickly when fire occurs.
- ⑧ The propots (transmitter) should be charged to the day before use. Dangerous to work out during work. Want to be among the first to wish you every happiness.
- ⑨ When using this machine, there is a person who works as an assistant or near. Please make sure to know about the contents of the contents.

### ◆ Driving and working

- ① Please confirm the safety of the surroundings when starting this machine.
- ② The operation of the radio control is necessary. Train your operation in a safe place until you hold your senses. Special. When operating from the front of this machine, the direction and movement of the operation become reverse, and it tends to become unintentional movement.
- ③ Danger to third parties when this machine deviates from the workplace due to unintended actions such as misuse, tumbling or slip. Do not use in areas where harm is concerned.
- ④ Before work, the hole, the groove, the unevenness, the protrusion, and the obstacle are confirmed, and the danger is grasped well. Work safely and carefully. In addition, it is possible to jump away from stone or empty can. Please dispose of things such as dumping, wire, etc.
- ⑤ Do not approach third parties, especially children, other than workers during work. If necessary, mowing. Please post the guard rope and post it.

- ✓ Please do not use this product in many places around the house or in many people.
  - ✓ Please do not use it in the time zone and the place where the third party is likely to invade nearby.
  - ✓ It is very dangerous because the grass and the stone are cut in front and rear of the equipment. Especially to people and houses Be careful not to turn.
- ⑥ Please do not put the engine in the indoor or the place where the air flow is bad. If ventilation is bad, exhaust gas Poisoning is very dangerous.
  - ⑦ Please confirm the safety of the surroundings when starting the engine.
  - ⑧ This product is not available on public road. It becomes a violation of the road traffic law when driving in public roads.
  - ⑨ Do not touch the rotating part or the hot part while driving. It is very dangerous to cause burns and injuries.
  - ⑩ Do not ride, catch or move.
  - ⑪ This product is not waterproof. Please do not use during bad weather.
  - ⑫ Do not operate with steep, rapid acceleration, rapid turning.
  - ⑬ During operation, the exhaust pipe and muffler become hot, and it fires to the combustible Possibly. Please remove it on the equipment.
  - ⑭ As for the cutting work, the stone and the foreign substance disperse. When you start work, you will always have people, animals, crops, and buildings Make sure you do not damage the building, the car, etc.
  - ⑮ The maximum tilt angle available is about 45 degrees.
  - ⑯ Please do the operation at the place where the equipment is overlooked when operating in the slope. Operation under the machine If you are going to fall or slip, it may be dangerous.
  - ⑰ Due to unintended movement, there is danger of fall and fall. It is not used in rough slopes
  - ⑱ If you turn on the slope, please slow down. There is a fear of falling.

## 危險

- When fuel is refueled, fire is strictly prohibited. The cause of fire, explosion, and fire.
- When refueling, place the body in a horizontal position, and stop the engine by all means.
- Please refrain from the engine and muffler cool.
- Static electricity causes fire. Remove the charged static electricity and touch the fuel cap No.
- Don't put too much fuel. Causes fire, fire.
- Please be sure to wipe off the fuel if it spill. Resin and so on It will promote deterioration.
- When starting the engine, make sure that each switch or joystick is in a safe position Like There is a possibility of doing the injury by unintended movement.
- The situation is confirmed not to harm the third person by the unexpected movement of the machine, the fall, and the fall Please drive while driving.

- Please use the maximum speed 4 km / h (about walking speed).

## 警告

- Do not start the engine tightly inside. Exhaust gas causes gas poisoning.
- Touching the rotating part may cause injury. During rotation, belt and pulley fans Do not touch the rotation part.
- During the mowing work, foreign bodies such as stone, tree branch, wire and empty can disperse, and the surrounding people, animal crops, architecture There may be damage to the car. Foreign matter is removed from work place before work Please take care not to let the inside of the cutting blade cover safely.
- Make sure you do not have any abnormalities such as cracking or cracking before cutting.
- It may ride on hard grass, bamboo, Sagi, etc. Even if the slope is loose, such article In case of low speed, please be careful.
- When you open the engine cover, be careful not to let the engine cover and the part of the hand and the body No.
- Lack of output and fuel consumption Not only will the exhaust gas temperature rise, but also the explosion of the fuel to the fuel, the cause of the fire I'm afraid. Be sure to promote regular cleaning.
- When the inspection and replacement work of the cutting blade are carried out, the engine is stopped, and the power of the machine and the propots is cut off Go.
- In case of severe wear or cracking on the cutting blade, please replace with new blade immediately.
- When the head of the blade of the cutting blade is worn, there may be a serious accident caused by the scattering of the cutting blade Want to be among the first to wish you every happiness. Please replace immediately when the head of the bolt is disappearing.

## 注意

- There are fears of accidents and accidents. Absolutely connect the cell motor terminal and battery terminal Do not start.
- Contact with the engine may burn. Engine muffler after engine stop Do not touch until cold.
- The operator may accidentally fall down. The prop (transmitter) is walking or sloping
- When working, a long sleeved coat and a long sleeved pants are worn as work clothes, long boots, and a cap with slip Be sure to wear a child or helmet and protective glasses.
- In this situation, the whole body is also in the situation of the stone May not be backward. In that case, the impossible operation is not done, and escape from the escape possible direction Try. If it moves forward or backward, it may be damaged by a motor

- There is fear that the crawler cannot escape, and it may lead to damage due to inundation of electrical equipment. Half wheel Do not work in a place where there is such a sunken liquid or puddles.
- When the grass or combustible material is accumulated around the engine, such as an exhaust pipe or muffler Open the engine cover and remove the grass. At that time, the high temperature part is complete Go cold and go.
- Engine oil is too much or too small. The amount of money within a reasonable range Do it, please.

## 重要

- ✓ Please do not use fuel mixed with impurities such as fuel or garbage. Cause of malfunction
- ✓ Do not put fuel above the upper limit of the fuel gauge. When fuel comes close to the lower limit, refueling early Please.

---

## Procedure

---

### ① Preparation before use


(a) check the tightening of each thread before starting work. In case of loosening, tighten up Please. Also check the amount of fuel and engine oil.

### ② Start the engine

1. Raise the choke Cleveland on the left to the top of the main body.
2. Pull the starter and pull the engine.
3. When the engine starts safely, immediately return the choke cleave to half.
4. When the engine starts and it takes about 10 seconds, turn on the main body.
5. When the power is turned on, confirm the voltage indicator of the main body and confirm that the voltage is about
6. Press the remote control power button to turn on the remote control. Then the sound of "Di" rang. Indicates that the body and the remote control were successfully paired.
7. The remote control is operated and the mowing work is done.

### ③ Engine oil

summer 10W-40 Winter (all year) 10W-30



#### ④ Remote control

- A) D / R switch: speed adjustment. If you want to speed up, slow down and slow High speed
- B) Left joystick: forward and backward movement of the lever
- C) Joystick: right turn and left turn by left and right operation of the earth blade (blade) adjustment is only set of blade
- D) Channel 5 (two stage switch): adjust cutter head cutting height by raising cutter head up and down
- E) Power switch

### **重要**

Initial setting is done by the manufacturer.

Please do not touch the button or lever other than the above display. The situation will change and the situation will not work normally Possibility.

Included spare parts: air cleaner filter, Hughes

Accessory service tool: eyeglass wrench, socket wren



type	ST750A
Body size	1080*930*600mm
Packing size	1160*980*755mm
weight	157kg
Cutting width	550mm
Mowing high-profile whole frame	10-150mm
Cutting height	20-150mm
Running speed	0-6km/h
Maximum possible inclination of operation	45°
Maximum output	7.5 HP
Engine format	4 stroke
Earth	No
Fuel tank capacity	1.2L
Engine oil	0.6L

※Product specifications may change without notice prior to improvement.

type	ST750-8
Body size	930*860*580mm
Packing size	940*960*755mm
weight	130kg
Cutting width	550mm
Mowing high-profile whole frame	10-150mm
Cutting height	20-150mm
Running speed	0-6km/h
Maximum possible inclination of operation	45°
Maximum output	7.5 HP
Engine format	4 stroke
Earth	No
Fuel tank capacity	1.2L
Engine oil	0.6L

WPS PDF 编辑试用